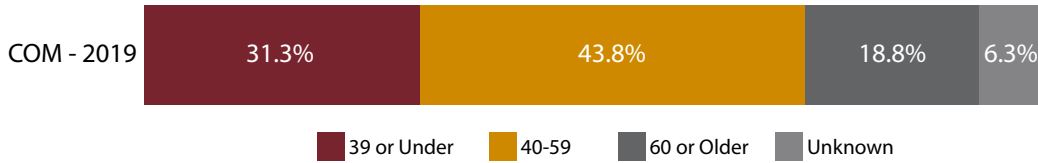


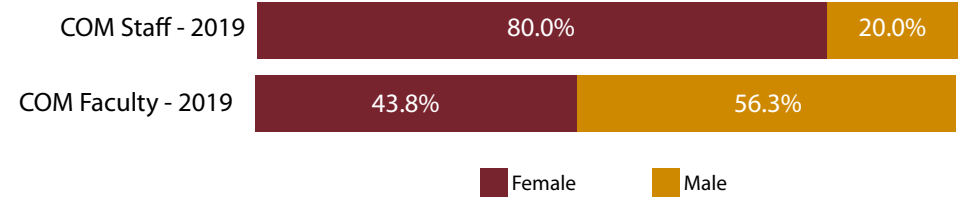
Who are the Faculty of the College of Osteopathic Medicine?

Numbers are compared to the national benchmark compiled by the American Association of Colleges of Osteopathic Medicine (AACOM).

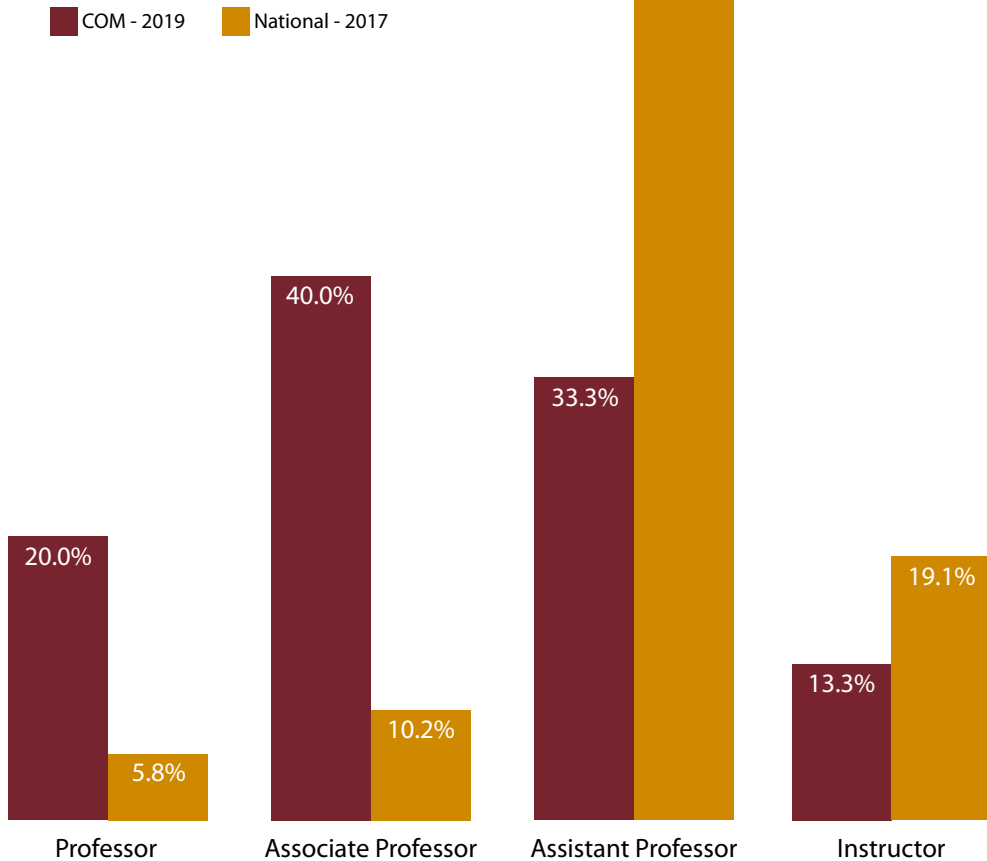
Faculty: Age



Workforce: Gender



Faculty: Academic Rank



Workforce: Race/Ethnicity

	COM Faculty 2019	COM Staff 2019	National Faculty 2017
White	68.8%	20.0%	42.1%
Asian	25.0%	40.0%	4.8%
Black or African American	0.0%	0.0%	1.0%
Native Hawaiian or Pacific Islander	0.0%	0.0%	0.1%
Hispanic or Latino	0.0%	20.0%	1.5%
American Indian or Alaska Native	0.0%	0.0%	0.1%
Under-represented minorities	0.0%	20.0%	3.7%
Two or More Races	0.0%	20.0%	0.3%
International/Foreign	0.0%	0.0%	0.0%
Do Not Wish to Self Identify	6.2%	--	--
Unknown	0.0%	0.0%	48.6%

