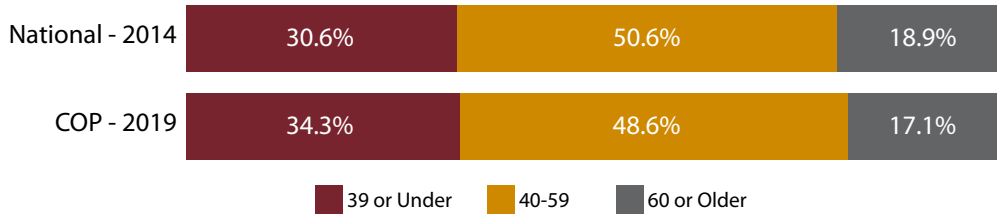


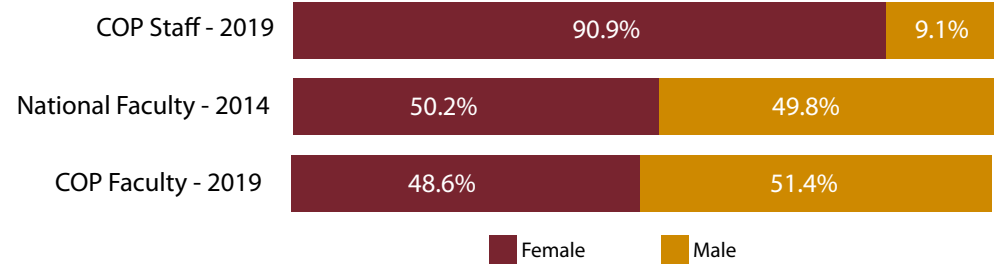
# Who are the Faculty of the College of Pharmacy?

Numbers are compared to the national benchmark compiled by the American Association of Colleges of Pharmacy (AACP).

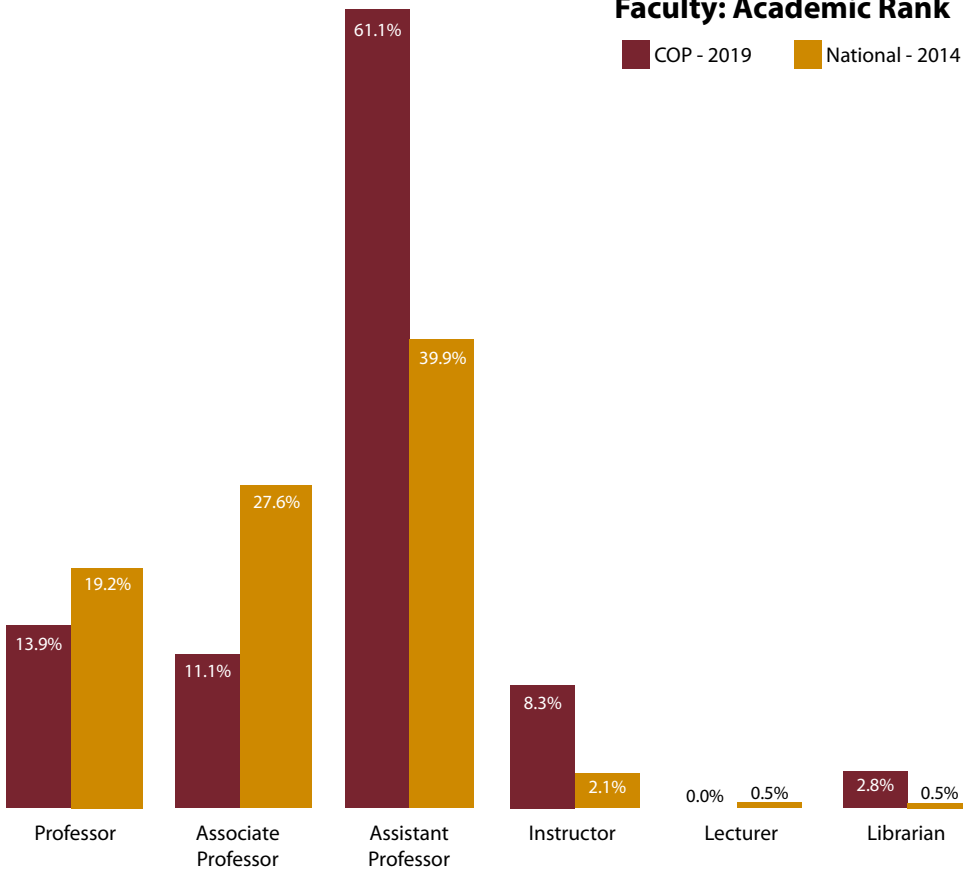
## Faculty: Age



## Workforce: Gender



## Faculty: Academic Rank



## Workforce: Race/Ethnicity

	COP Faculty 2019	COP Staff 2019	National Faculty 2014
White	42.5%	54.5%	69.1%
Asian	40.0%	9.1%	14.5%
Black or African American	2.5%	0.0%	4.5%
Native Hawaiian or Pacific Islander	0.0%	0.0%	0.1%
Hispanic or Latino	2.5%	5.7%	2.9%
American Indian or Alaska Native	0.0%	0.0%	0.2%
Under-represented minorities	5.0%	5.7%	7.7%
Two or More Races	0.0%	0.0%	0.1%
International/Foreign	25.0%	9.1%	3.2%
Unknown	0.0%	0.0%	5.4%

